



KUWAIT EDUCATION SECTOR

Industry Analysis for the Academic Year 2019/2020

Issued July 2021

Table of Contents

| Section | Title | Page No. |
|---------|---|----------|
| 1. | Kuwait – School Education Landscape | 3 |
| | Introduction | 4 |
| | Kuwait School Market Distribution | 5 |
| | Overall School Framework – Public and Private Schools (Excluding Special Needs) | 6 - 19 |
| 2. | Higher Education Industry Structure | 20 |
| | Students in Higher Institutions | 22 |
| | Students Studying Abroad | 25 |
| | | |

1.0

Kuwait – School Education Landscape

1.1 Introduction

- a. Evolution of Education Industry in Kuwait
- b. Education Industry Framework

1.2 Kuwait School Market Distribution

1.3 Kuwait Education – Overall Framework (Public and Private)

1.3.1. Public Schools in Kuwait

1.3.2. Private Schools in Kuwait

1.3.3. Summary - Overall Schools in Kuwait

Kuwait – School Education Landscape

1.1 Introduction

A. Evolution of Education Industry in Kuwait

During the first part of 20th century, education in Kuwait was restricted to a few educational institutions which were involved in the teaching of the Holy Quran. The funding of these educational institutes were primarily from a few high-net-worth individuals. Government funding was not made available to these institutes.

The rapidly changing economic and social conditions led to the establishment of Al-Mubarkiya School, the first school in Kuwait, in 1911. With an improving economic activity and a growing awareness of the benefits of education, the government started increasing its investment towards this sector.

A. Education Industry Framework

The educational system in Kuwait began in 1934, with the establishment of a Council of Education. In 1956, the government adopted the 4-4-4 education system (Primary level: 4 years, Intermediate level: 4 years and Secondary level: 4 years) up until 2003/04. This was later revised to 5-4-3 system from 2004/05 onwards

| Authorities | Committee of Private Nurseries | Ministry of Social Affairs and Labour | Ministry of Education – K12 (Oversees private education along with Department of Private Education) | | |
|--------------------------|--------------------------------|---------------------------------------|--|-----------------------|----------------------------|
| Education Programme | Pre-KG | KG | Primary | Intermediate | Secondary |
| Duration | 1 Year | 2 Years | 5 Years | 4 Years | 3 Years |
| Entrance Age | 3 | 4 | 6 | 11 | 15 |
| Awards | - | - | - | - | Secondary certificate |
| Eligibility Requirements | - | 4 Years | 6 Years | Completion of Primary | Completion of Intermediate |

Source: Central Statistical Bureau (CSB), Ministry of Education (MOE)

Kuwait – School Education Landscape... Cont'd.

1.2 Kuwait's School Market Distribution (Statistics as of 2019/2020)

As of 2019/20, there were approx. 678,631 students enrolled across educational institutions in Kuwait at various levels of schooling (Kindergarten, Primary, Intermediate, and Secondary) excluding special needs students. The educational structure in Kuwait is segregated as follows:

Education Industry (2019/20)

| Overseen by Ministry of Education | | | Overseen by Ministry of Higher Education and Private Universities Council | |
|---|--|---|---|--|
| Schools | | | Colleges/ Universities | |
| Government schools No. of schools: 279 No. of students: 413,192 No. of teachers: 71,545 | Private schools No. of schools: 164 No. of students: 265,439 No. of teachers: 16,584 | Others ** | Government Colleges/Universities No. of institutions: 2*** No. of enrolled students: 86,391 No. of newly admitted: 14,826 No. of graduates: 15,020 | Private Colleges/Universities No. of institutions: 21**** No. of registered students: 32,190 No. of newly admitted: 7,680 No. of graduates: 1,621 |
| Private education comprise 39% of student market | | | | |
| Arabic Schools No. of schools: 55 No. of students: 96,137 No. of teachers: 5,456 | Foreign Schools No. of schools: 109 No. of students: 169,302 No. of teachers: 11,128 | English 25,687 Bilingual 26,871 American 16,995 Indian 61,963 Pakistani 30,262 Others 5,667 <hr/> 167,445* | Note: * No. of newly admitted and graduates' students for private colleges/universities are taken for 1 st semester only. | |

Source: Central Statistical Bureau, 2019/20 Annual Statistics Report
 Ministry of Education (Private Education Department), 2018/19

Note: * Private Education Department 2018/19 Statistics, (Special needs students excluded)

** Others comprises, a) Special needs schools, b) Vocational educational institutions, c) Literacy & Adult educational institutions, d) Religious institutes and e) Night religious institutes.

*** PAAET Students is based on 2018/2019 figure. Higher institute for Theater and Music arts are excluded .

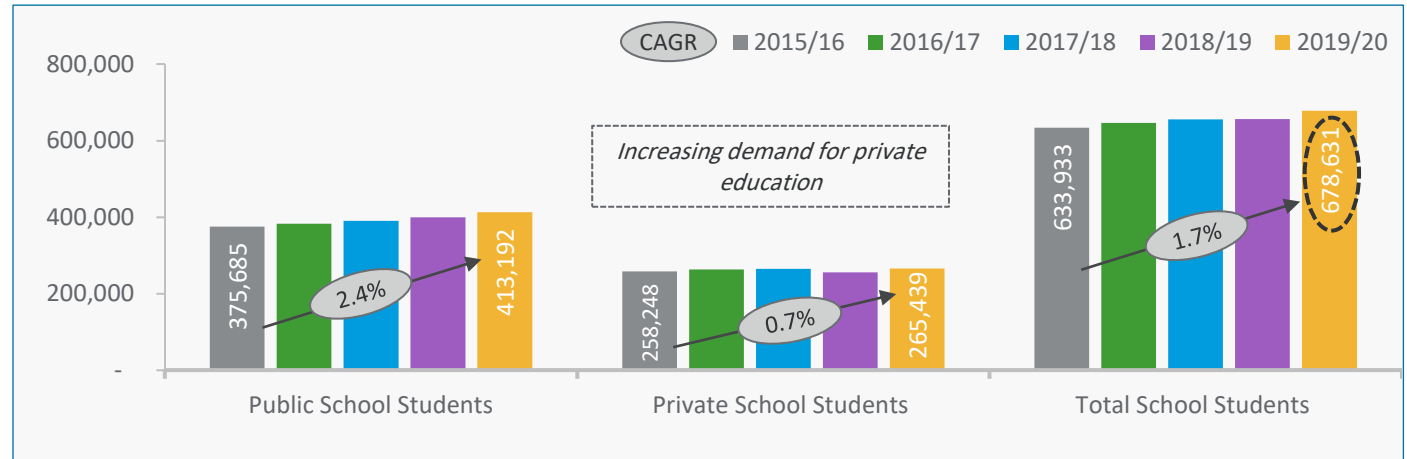
**** Out of 21 private higher educational institutions, 13 are operational. Remaining 7 approved institutions are under establishment.

Kuwait – School Education Landscape... Cont'd.

1.3 Overall School Framework – Public and Private Schools (Excluding Special Needs)

A. Growth in Number of Students

- The total number of students enrolled in both public and private schools in Kuwait across all school levels (Kindergarten, primary, intermediate and secondary education), rising at a CAGR of 1.7% between 2015/16 and 2019/20.
- Of the total number of students in 2019/20, around 61% were enrolled in public schools, while balance 39% enrolled in private schools.
- Out of the total public-school students, around 85% constitutes Kuwaiti students.



A.1 Summary – Public and Private School Students in Kuwait

| Description | Public School Students | | | | | | Private School Students | | | | | |
|--------------|------------------------|---------|---------|---------|---------|--------|-------------------------|---------|---------|---------|---------|--------|
| | 2015/16 | 2016/17 | 2017/18 | 2018/19 | 2019/20 | CAGR | 2015/16 | 2016/17 | 2017/18 | 2018/19 | 2019/20 | CAGR |
| Kindergarten | 42,866 | 42,946 | 42,277 | 41,756 | 41,302 | (0.9%) | 39,095 | 38,151 | 36,537 | 34,216 | 33,932 | (3.5%) |
| Primary | 151,487 | 152,433 | 156,304 | 158,234 | 167,086 | 2.5% | 113,175 | 115,896 | 117,007 | 111,295 | 114,081 | 0.2% |
| Intermediate | 110,417 | 114,793 | 118,160 | 122,344 | 125,057 | 3.2% | 67,034 | 67,467 | 70,186 | 69,857 | 74,270 | 2.6% |
| Secondary | 70,915 | 72,645 | 73,932 | 77,772 | 79,747 | 3.0% | 38,944 | 41,915 | 40,950 | 40,638 | 43,156 | 2.6% |
| Total | 375,685 | 382,817 | 390,673 | 400,106 | 413,192 | 2.4% | 258,248 | 263,429 | 264,680 | 256,006 | 265,439 | 0.7% |

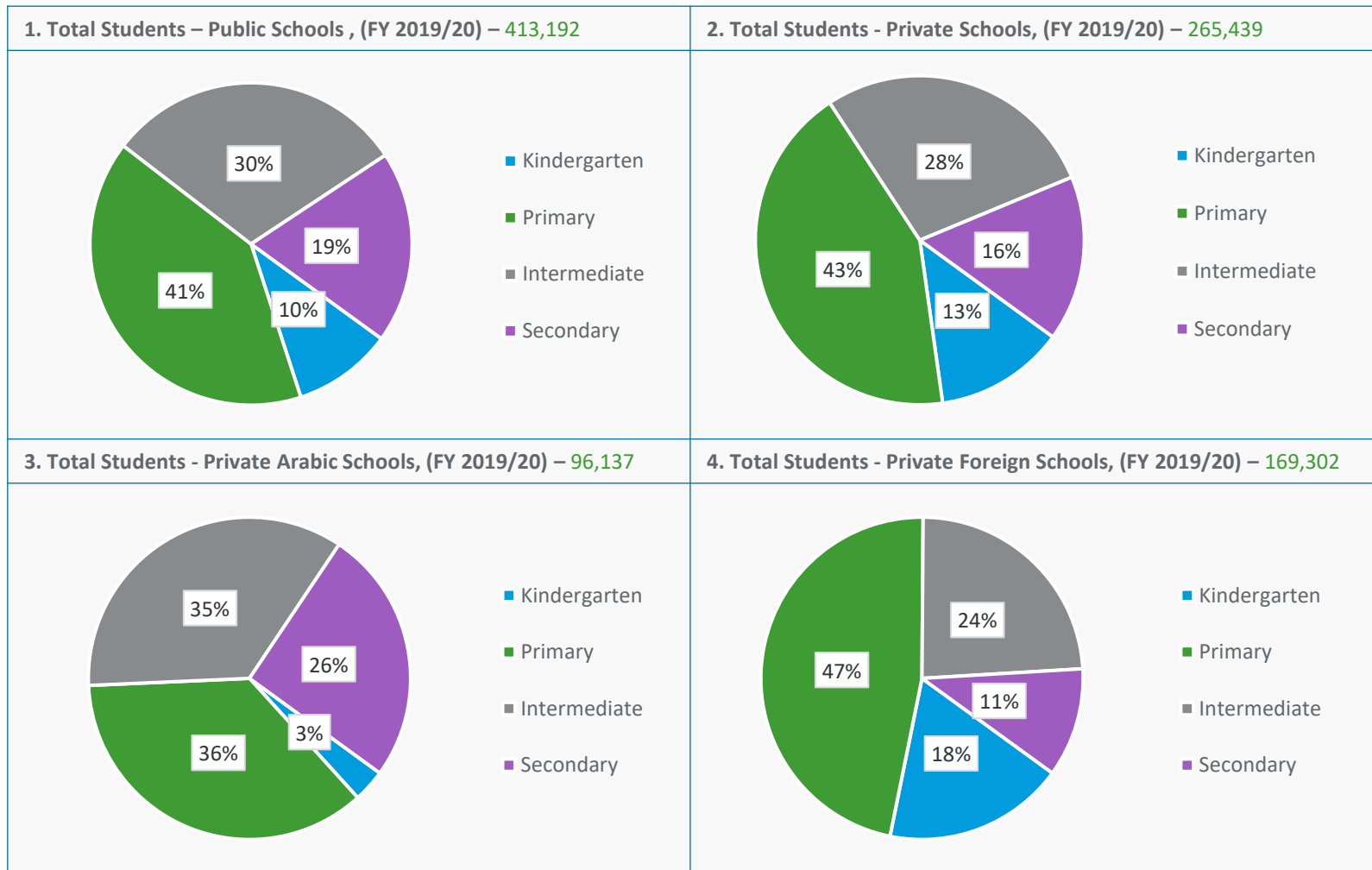
Source: Central Statistical Bureau (CSB)

* CAGR – Compound Annual Growth Rate

Kuwait – School Education Landscape... Cont'd.

1.3 Overall School Framework – Public and Private Schools (Excluding Special Needs)... Cont'd.

A.2 Composition of Number of Students in Kuwait by Education Levels (FY 2019/2020)



During 2019/20, there were a total of 678,631 number of students enrolled in both public and private schools in Kuwait across all school levels (Kindergarten, Primary, Intermediate and Secondary education).

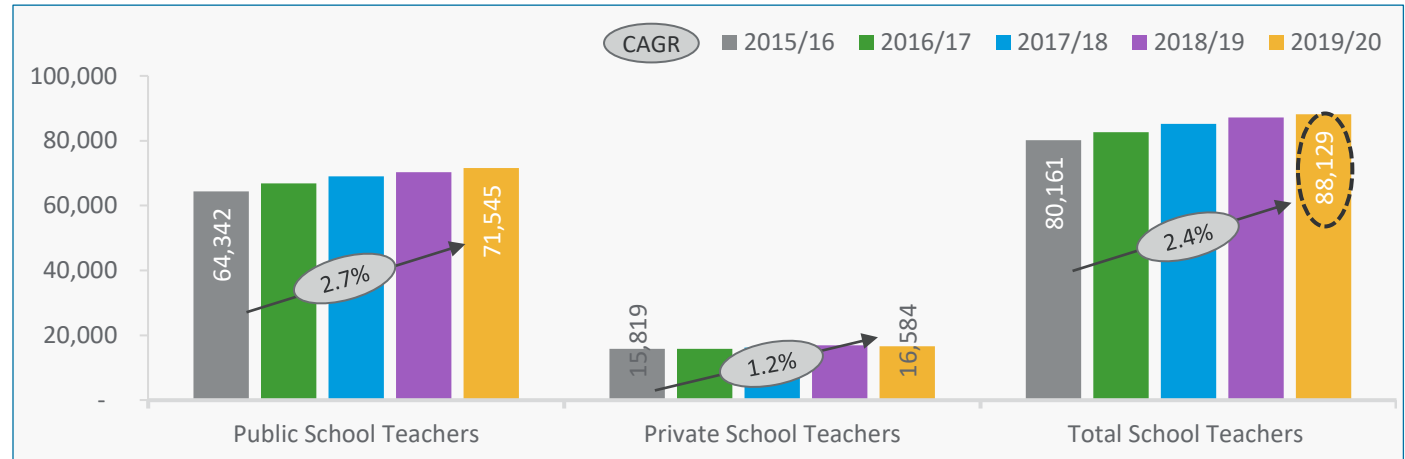
Source: Central Statistical Bureau (CSB)

Kuwait – School Education Landscape... Cont'd.

1.3 Overall School Framework – Public and Private Schools (Excluding Special Needs)... Cont'd.

B. Growth in Number of Teachers

- Total number of teachers in Kuwait increased at a CAGR of 2.4% during 2015/16 and 2019/20, reaching 88,129 in 2019/20.
- Of the total number of teachers, public-schools' teachers grew at a CAGR of 2.7% in the last five years. Whereas the private-schools' teachers grew at a CAGR of 1.2% during the same period, reaching 16,584 in 2019/20.
- The student-teacher ratio for public schools and private schools was 6 and 16 in 2019/20.



B.1 Summary – Public and Private School Teachers in Kuwait

| Description | Government School Teachers | | | | | | Private School Teachers | | | | | |
|--------------|----------------------------|---------------|---------------|---------------|---------------|-------------|-------------------------|---------------|---------------|---------------|---------------|-------------|
| | 2015/16 | 2016/17 | 2017/18 | 2018/19 | 2019/20 | CAGR | 2015/16 | 2016/17 | 2017/18 | 2018/19 | 2019/20 | CAGR |
| Kindergarten | 6,672 | 7,140 | 7,182 | 7,207 | 7,150 | 1.7% | 2,229 | 2,151 | 2,262 | 2,202 | 2,205 | (0.3%) |
| Primary | 23,669 | 24,123 | 24,476 | 25,541 | 27,027 | 3.4% | 6,626 | 6,582 | 6,817 | 7,249 | 6,985 | 1.3% |
| Intermediate | 20,013 | 21,111 | 22,499 | 22,351 | 21,440 | 1.7% | 3,517 | 3,565 | 3,647 | 3,779 | 3,756 | 1.7% |
| Secondary | 13,988 | 14,525 | 14,817 | 15,218 | 15,928 | 3.3% | 3,447 | 3,486 | 3,496 | 3,631 | 3,638 | 1.4% |
| Total | 64,342 | 66,899 | 68,974 | 70,317 | 71,545 | 2.7% | 15,819 | 15,784 | 16,222 | 16,861 | 16,584 | 1.2% |

Source: Central Statistical Bureau (CSB)

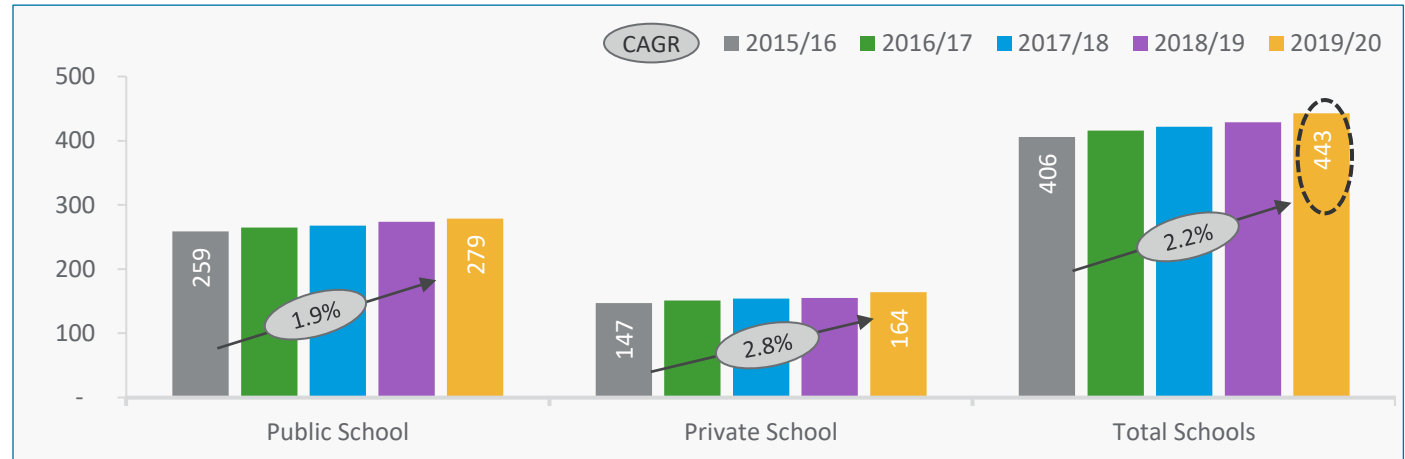
* CAGR – Compound Annual Growth Rate

Kuwait – School Education Landscape... Cont'd.

1.3 Overall School Framework – Public and Private Schools (Excluding Special Needs)... Cont'd.

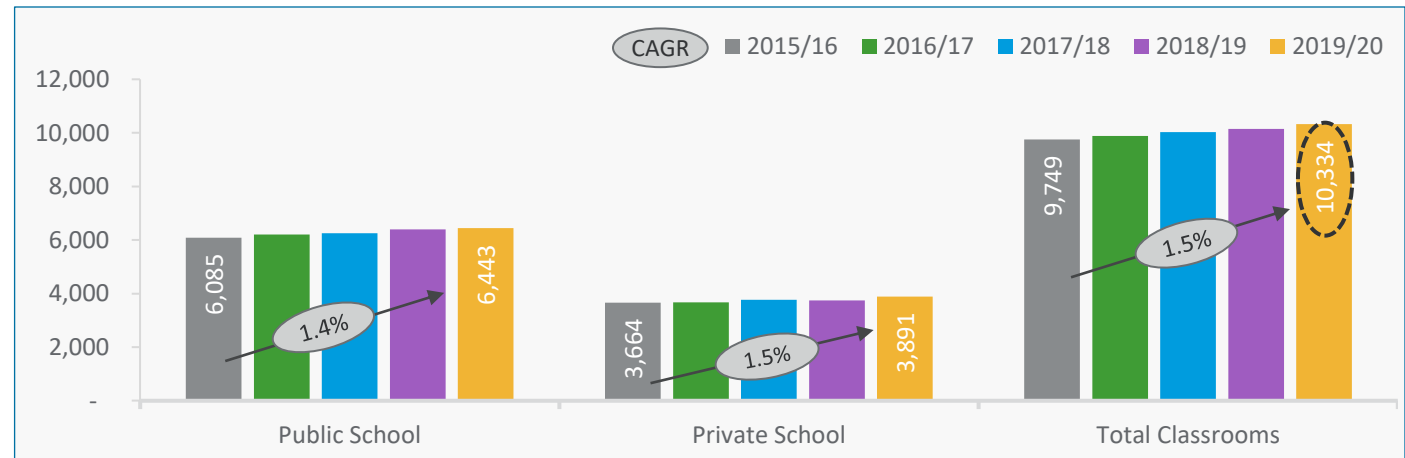
C. Growth in Number of Schools

- Total number of schools in Kuwait increased at a CAGR of 2.2% during the period 2015/16 and 2019/20.
- The students-schools ratio have reached 1,532 as compared to 1,561 in 2015/16. However, the students-schools ratio for public schools increased from 1,451 to 1,481 during the same period, and while the ratio for private schools decreased from 1,757 to 1,619 during the same period.



D. Growth in Number of Classrooms

- Total number of classrooms increased to a total of 10,344 in 2019/20, rising at a CAGR of 1.5% between 2015/16 and 2019/20.
- The students-classrooms ratio in 2019/20 reached 66, as compared to 64 and 68 for government and private school, respectively.



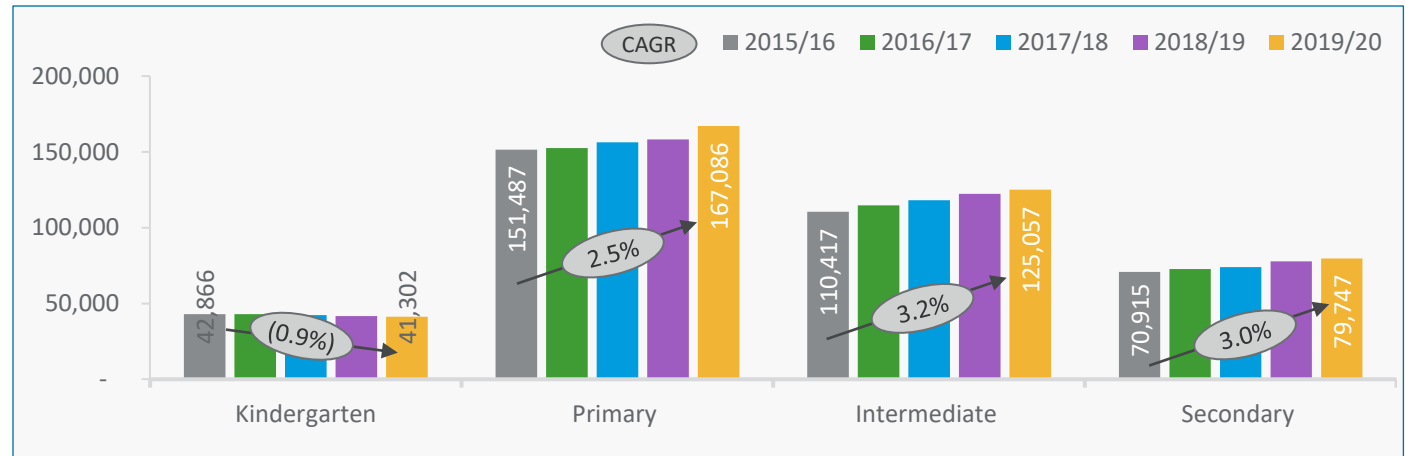
Source: Central Statistical Bureau (CSB)
* CAGR – Compound Annual Growth Rate

Kuwait – School Education Landscape... Cont'd.

1.3.1. Public Schools in Kuwait (Excluding Special Needs)

A. Growth in Number of Students – By Educational Level

- Over 413,192 students were enrolled in Kuwait public schools during 2019/20.
- The number of Kindergarten decreased from 42,866 in 2015/16 to 41,302 in 2019/20 while number of students for primary education increased to 167,086 in 2019/20 from 151,487 in 2015/16.
- Intermediate students and secondary students also increased to 125,057 and 79,747 respectively in 2019/20.



A.1 Summary – Public School Students in Kuwait

| Description | Public School Students | | | | | | | | | | |
|--------------|------------------------|--------|---------|--------|---------|--------|---------|--------|---------|--------|--------|
| | 2015/16 | % | 2016/17 | % | 2017/18 | % | 2018/19 | % | 2019/20 | % | CAGR |
| Kindergarten | 42,866 | 11.4% | 42,946 | 11.2% | 42,277 | 10.8% | 41,756 | 10.4% | 41,302 | 10.0% | (0.9%) |
| Primary | 151,487 | 40.3% | 152,433 | 39.8% | 156,304 | 40.0% | 158,234 | 39.5% | 167,086 | 40.4% | 2.5% |
| Intermediate | 110,417 | 29.4% | 114,793 | 30.0% | 118,160 | 30.2% | 122,344 | 30.6% | 125,057 | 30.3% | 3.2% |
| Secondary | 70,915 | 18.9% | 72,645 | 19.0% | 73,932 | 18.9% | 77,772 | 19.4% | 79,747 | 19.3% | 3.0% |
| Total | 375,685 | 100.0% | 382,817 | 100.0% | 390,673 | 100.0% | 400,106 | 100.0% | 413,192 | 100.0% | 2.4% |

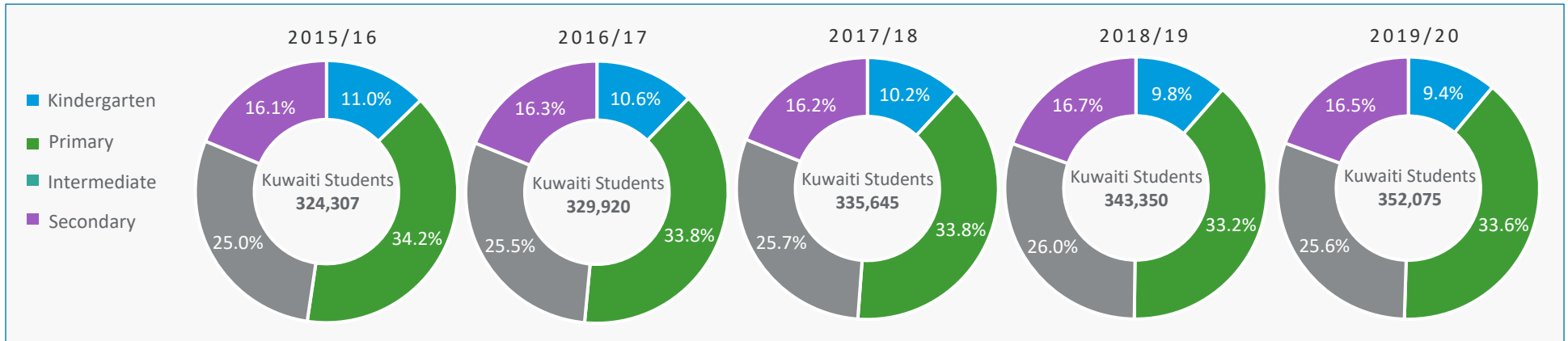
Source: Central Statistical Bureau (CSB)

* CAGR – Compound Annual Growth Rate

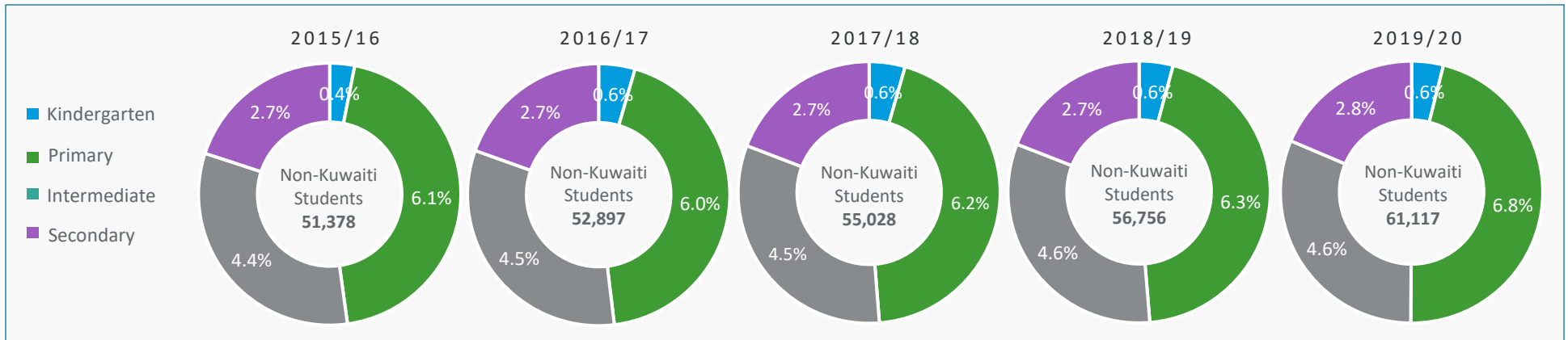
Kuwait – School Education Landscape... Cont'd.

1.3.1. Public Schools in Kuwait (Excluding Special Needs)... Cont'd.

A.2 Proportion of Kuwaiti Student to Total Public School Students (%)



A.3 Proportion of Non-Kuwaiti Student to Total Public School Students (%)



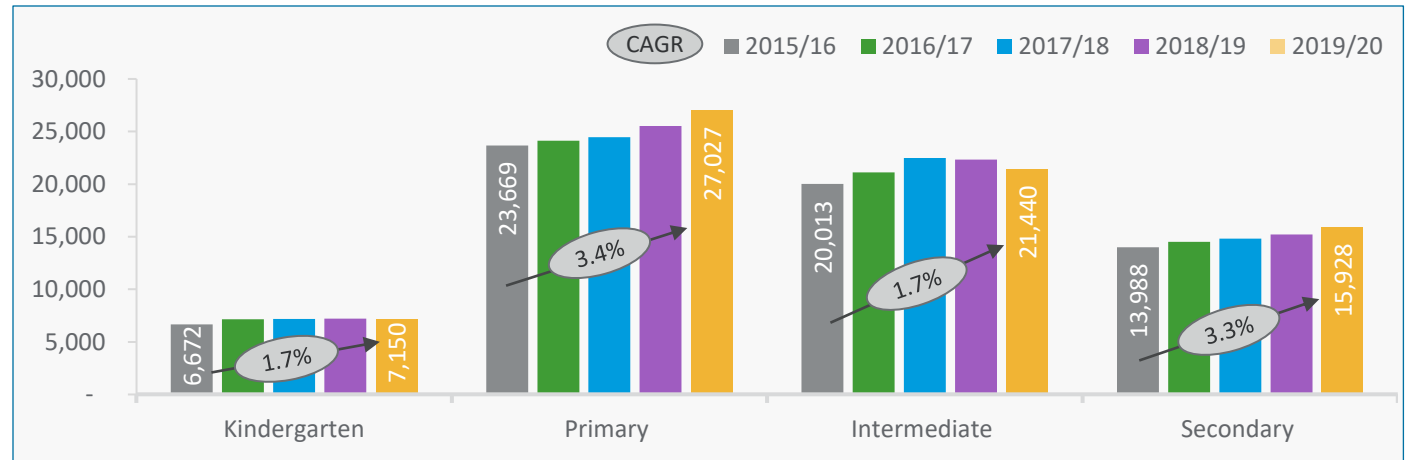
Source: Central Statistical Bureau (CSB)
* CAGR – Compound Annual Growth Rate

Kuwait – School Education Landscape... Cont'd.

1.3.1. Public Schools in Kuwait (Excluding Special Needs)... Cont'd.

B. Growth in Number of Teachers – By Educational Level

- Total number of teachers in public schools increased to 71,545 in 2019/20 from 64,342 in 2015/16.
- There was an increase in teacher in each educational stages with the highest increase in primary education stage at a CAGR of 3.4% from 23,669 in 2015/16 to 27,027 in 2019/20.



B.1 Summary – Public School Teachers in Kuwait

| Description | Public School Teachers | | | | | | | | | | |
|--------------|------------------------|---------------|---------------|---------------|---------------|---------------|---------------|---------------|---------------|---------------|-------------|
| | 2015/16 | % | 2016/17 | % | 2017/18 | % | 2018/19 | % | 2019/20 | % | CAGR |
| Kindergarten | 6,672 | 10.4% | 7,140 | 10.7% | 7,182 | 10.4% | 7,207 | 10.2% | 7,150 | 10.0% | 1.7% |
| Primary | 23,669 | 36.8% | 24,123 | 36.1% | 24,476 | 35.5% | 25,541 | 36.3% | 27,027 | 37.8% | 3.4% |
| Intermediate | 20,013 | 31.1% | 21,111 | 31.6% | 22,499 | 32.6% | 22,351 | 31.8% | 21,440 | 30.0% | 1.7% |
| Secondary | 13,988 | 21.7% | 14,525 | 21.7% | 14,817 | 21.5% | 15,218 | 21.6% | 15,928 | 22.3% | 3.3% |
| Total | 64,342 | 100.0% | 66,899 | 100.0% | 68,974 | 100.0% | 70,317 | 100.0% | 71,545 | 100.0% | 2.7% |

Source: Central Statistical Bureau (CSB)

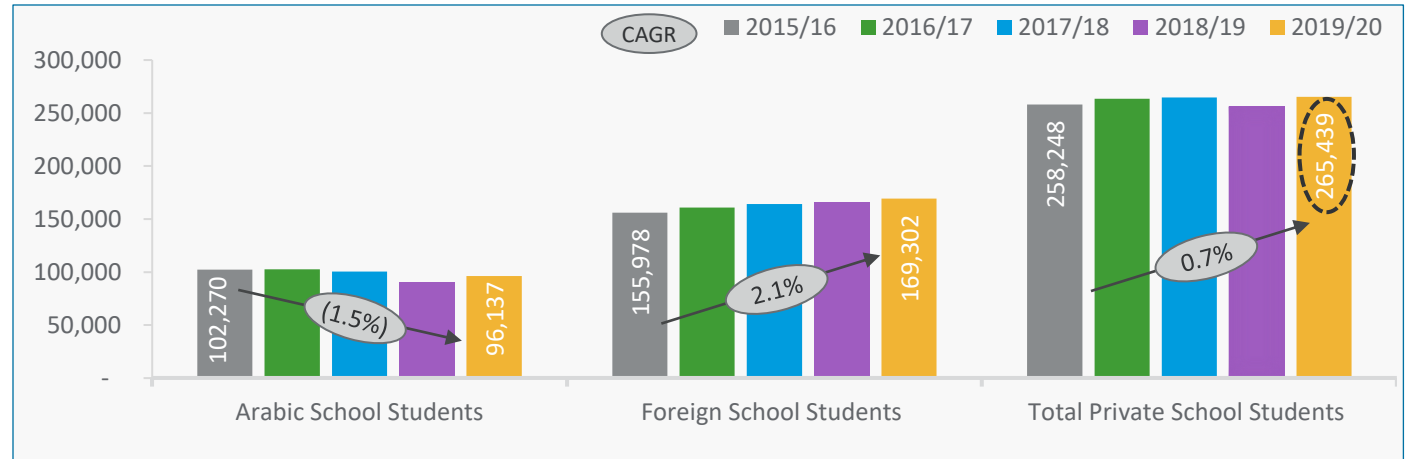
* CAGR – Compound Annual Growth Rate

Kuwait – School Education Landscape... Cont'd.

1.3.2. Private Schools in Kuwait – Arabic and Foreign Schools (Excluding Special Needs)

A. Growth in Number of Students – By Educational Level

- Total students in private school grew at a CAGR of 0.7% between 2015/16 and 2019/20, reaching 265,439 in 2019/20.
- Of the total private school students, foreign school students contributed highest number of students with 64%, while Arabic school students contributes 36% in 2019/20.
- The increasing pattern of foreign school student indicates a major migration from public and private Arabic schools to higher-fee private schools with better educational resources.



A.1 Summary – Arabic and Foreign Private School Students in Kuwait

| Description | Arabic School Students | | | | | | Foreign School Students | | | | | |
|--------------|------------------------|---------|---------|---------|---------|--------|-------------------------|---------|---------|---------|---------|--------|
| | 2015/16 | 2016/17 | 2017/18 | 2018/19 | 2019/20 | CAGR | 2015/16 | 2016/17 | 2017/18 | 2018/19 | 2019/20 | CAGR |
| Kindergarten | 4,106 | 3,972 | 3,410 | 2,250 | 3,144 | (6.5%) | 34,989 | 34,179 | 33,127 | 31,966 | 30,788 | (3.1%) |
| Primary | 40,936 | 40,427 | 39,563 | 33,635 | 34,635 | (4.1%) | 72,239 | 75,469 | 77,444 | 77,660 | 79,446 | 2.4% |
| Intermediate | 34,174 | 34,916 | 33,966 | 31,333 | 33,738 | (0.3%) | 32,860 | 32,551 | 36,220 | 38,524 | 40,532 | 5.4% |
| Secondary | 23,054 | 23,259 | 23,482 | 23,052 | 24,620 | 1.7% | 15,890 | 18,656 | 17,468 | 17,586 | 18,536 | 3.9% |
| Total | 102,270 | 102,574 | 100,421 | 90,270 | 96,137 | (1.5%) | 155,978 | 160,855 | 164,259 | 165,736 | 169,302 | 2.1% |

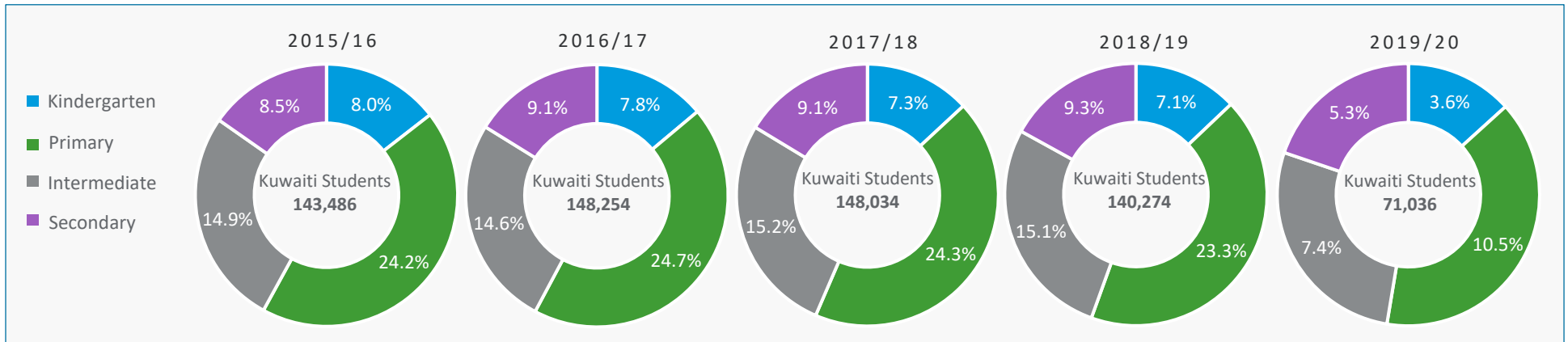
Source: Central Statistical Bureau (CSB)

* CAGR – Compound Annual Growth Rate

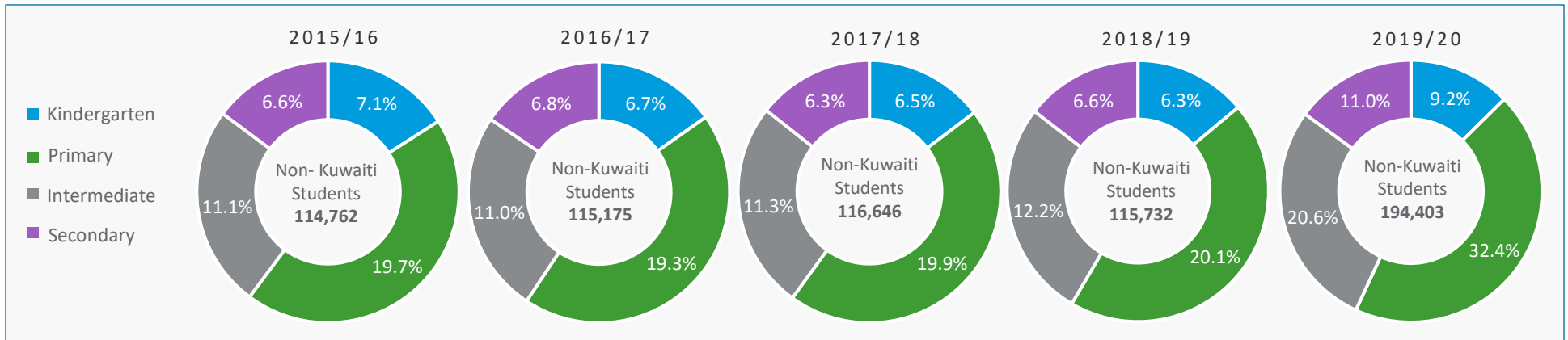
Kuwait – School Education Landscape... Cont'd.

1.3.2. Private Schools in Kuwait – Arabic and Foreign Schools (Excluding Special Needs)... Cont'd.

A.2 Proportion of Kuwaiti Student to Total Private School Students (%)



A.3 Proportion of Non-Kuwaiti Student to Total Private School Students (%)



Source: Central Statistical Bureau (CSB)

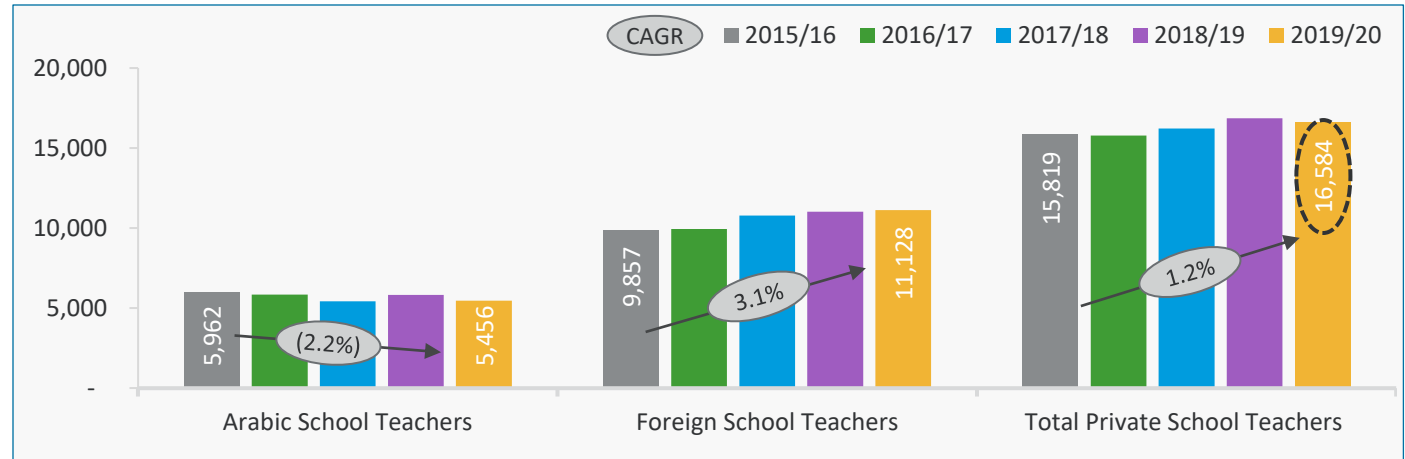
* CAGR – Compound Annual Growth Rate

Kuwait – School Education Landscape... Cont'd.

1.3.2. Private Schools in Kuwait – Arabic and Foreign Schools (Excluding Special Needs)... Cont'd.

B. Growth in Number of Teachers – By Educational Level

- The total number of teachers in private schools in Kuwait reached 16,584 in 2019/20, comprising 1.8% of Kuwaiti nationals and 98.2% of Non-Kuwaitis.
- Arabic school-teachers reached 5,456 in 2019/20, decreased by 6.4% compared from 2019/18. Whereas foreign school-teachers have seen a rise of 31 % between 2015/16 and 2019/20, to reach 11,128 in 2019/20.
- The demand for teachers in foreign schools is in line with the increase in student numbers therein.



B.1 Summary – Arabic and Foreign Private School Teachers in Kuwait

| Description | Arabic School Teachers | | | | | | Foreign School Teachers | | | | | |
|--------------|------------------------|---------|---------|---------|---------|--------|-------------------------|---------|---------|---------|---------|------|
| | 2015/16 | 2016/17 | 2017/18 | 2018/19 | 2019/20 | CAGR | 2015/16 | 2016/17 | 2017/18 | 2018/19 | 2019/20 | CAGR |
| Kindergarten | 209 | 211 | 174 | 110 | 172 | (4.8%) | 2,020 | 1,940 | 2,088 | 2,092 | 2,033 | 0.2% |
| Primary | 2,202 | 2,163 | 2,024 | 2,318 | 1,922 | (3.3%) | 4,424 | 4,419 | 4,793 | 4,931 | 5,063 | 3.4% |
| Intermediate | 1,867 | 1,854 | 1,746 | 1,854 | 1,837 | (0.4%) | 1,650 | 1,711 | 1,901 | 1,925 | 1,919 | 3.8% |
| Secondary | 1,684 | 1,614 | 1,483 | 1,545 | 1,525 | (2.4%) | 1,763 | 1,872 | 2,013 | 2,086 | 2,113 | 4.6% |
| Total | 5,962 | 5,842 | 5,427 | 5,827 | 5,456 | (2.2%) | 9,857 | 9,942 | 10,795 | 11,034 | 11,128 | 3.1% |

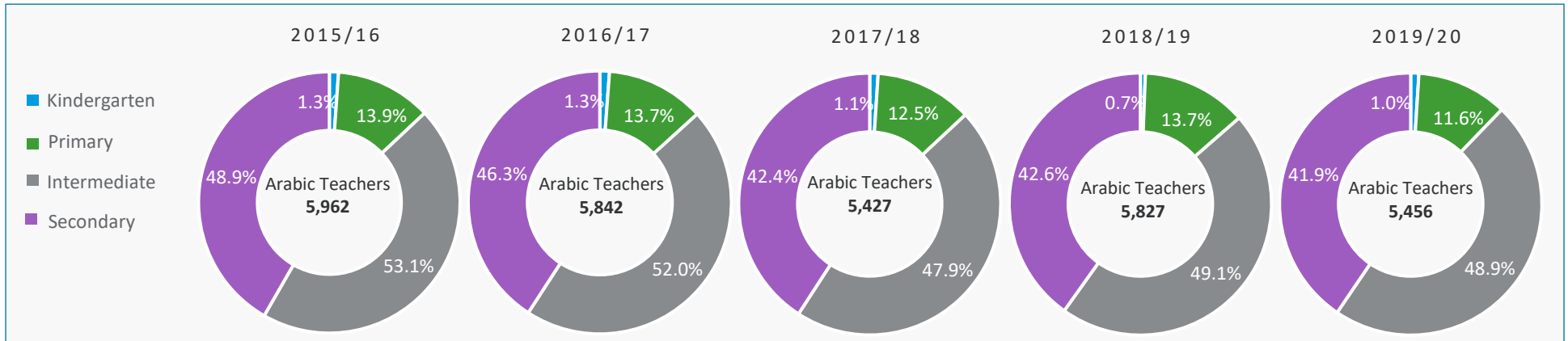
Source: Central Statistical Bureau (CSB)

* CAGR – Compound Annual Growth Rate

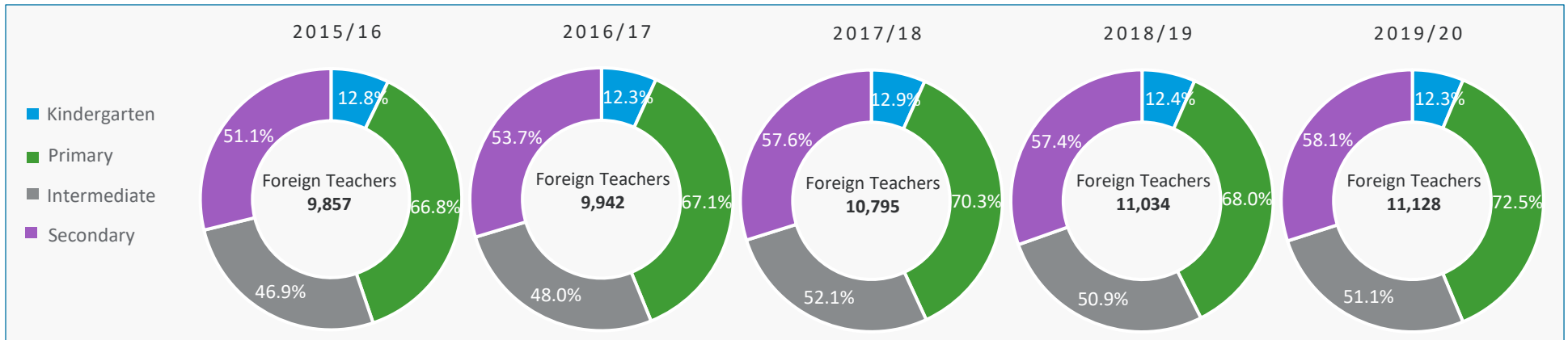
Kuwait – School Education Landscape... Cont'd.

1.3.2. Private Schools in Kuwait – Arabic and Foreign Schools (Excluding Special Needs)... Cont'd.

A. Proportion of Arabic Teachers to Total Private School Teachers – By Educational Level (%)



B. Proportion of Foreign Teachers to Total Private Teachers (%) – By Educational Level



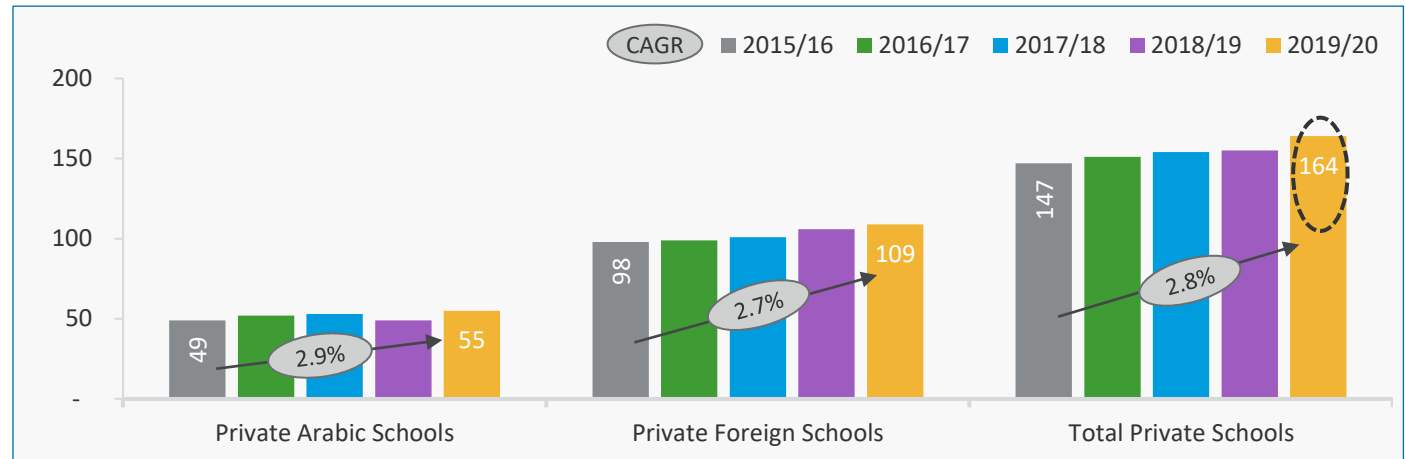
Source: Central Statistical Bureau (CSB)
* CAGR – Compound Annual Growth Rate

Kuwait – School Education Landscape... Cont'd.

1.3.2. Private Schools in Kuwait – Arabic and Foreign Schools (Excluding Special Needs)... Cont'd.

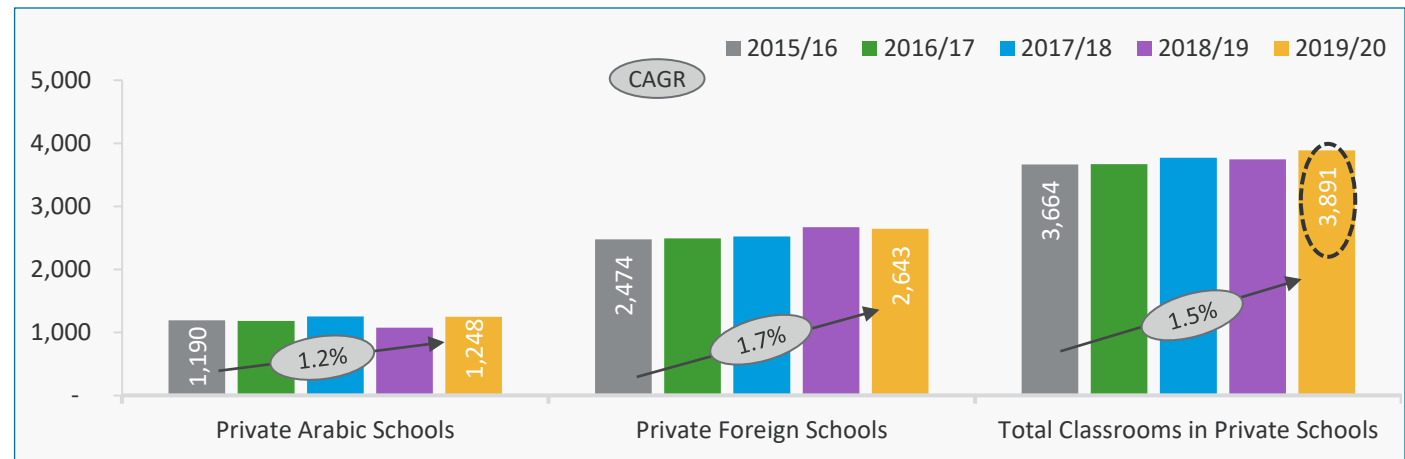
C. Growth in Number of Schools

- There are a number of private Arabic and foreign schools which largely cater to expatriates, accounting for 37.0% of the total schools in Kuwait during 2019/20. These schools are regulated by the Private Education Department of the MoE.
- Total number of private schools in Kuwait grew at a CAGR of 2.8% between 2015/16 and 2019/20 to reach 164 private schools in 2019/20.



D. Growth in Number of Classrooms

- Total number of classrooms increased from 3,664 in 2015/16 to 3,891 in 2019/20.
- Arabic and foreign classrooms contributed 32.1% and 67.9% of total number of private classrooms respectively in 2019/20.
- The growth in classrooms in foreign schools were slightly lower than the growth in student and teachers in foreign schools during the same period.



Source: Central Statistical Bureau (CSB)
* CAGR – Compound Annual Growth Rate

Kuwait – School Education Landscape... Cont'd.

1.3.3. Summary - Overall Schools in Kuwait (Excluding Special Needs)

A. Summary – Public and Private Schools in Kuwait

| Description | Public Schools | | | | | Private Schools | | | | |
|-----------------------------|----------------|---------|---------|---------|---------|-----------------|---------|---------|---------|---------|
| | 2015/16 | 2016/17 | 2017/18 | 2018/19 | 2019/20 | 2015/16 | 2016/17 | 2017/18 | 2018/19 | 2019/20 |
| No. of Students | 375,685 | 382,817 | 390,673 | 400,106 | 413,192 | 258,248 | 263,429 | 264,680 | 256,006 | 265,439 |
| No. of Teachers | 64,342 | 66,899 | 68,974 | 70,317 | 71,545 | 15,819 | 15,784 | 16,222 | 16,861 | 16,584 |
| No. of Schools | 259 | 265 | 268 | 274 | 279 | 147 | 151 | 154 | 155 | 164 |
| No. of Classrooms | 6,085 | 6,211 | 6,259 | 6,403 | 6,443 | 3,664 | 3,671 | 3,774 | 3,745 | 3,891 |
| Student per Teacher ratio | 5.8 | 5.7 | 5.7 | 5.7 | 5.8 | 16.3 | 16.7 | 16.3 | 15.2 | 16.0 |
| Student per School ratio | 1,451 | 1,445 | 1,458 | 1,460 | 1,481 | 1,757 | 1,745 | 1,719 | 1,652 | 1,619 |
| Student per Classroom ratio | 61.7 | 61.6 | 62.4 | 62.5 | 64.1 | 70.5 | 71.8 | 70.1 | 68.4 | 68.2 |

B. Proportion of Total Schools

| Description | Public Schools | | | | | Private Schools | | | | |
|---------------------------------------|----------------|---------|---------|---------|---------|-----------------|---------|---------|---------|---------|
| | 2015/16 | 2016/17 | 2017/18 | 2018/19 | 2019/20 | 2015/16 | 2016/17 | 2017/18 | 2018/19 | 2019/20 |
| Students as a % of Total Students | 59.3% | 59.2% | 59.6% | 61.0% | 60.9% | 40.7% | 40.8% | 40.4% | 39.0% | 39.1% |
| Teachers as a % of Total Teachers | 80.3% | 80.9% | 81.0% | 80.7% | 81.2% | 19.7% | 19.1% | 19.0% | 19.3% | 18.8% |
| Schools as a % of Total Schools | 63.8% | 63.7% | 63.5% | 63.9% | 63.0% | 36.2% | 36.3% | 36.5% | 36.1% | 37.0% |
| Classrooms as a % of Total Classrooms | 62.4% | 62.9% | 62.4% | 63.1% | 62.3% | 37.6% | 37.1% | 37.6% | 36.9% | 37.7% |

Source: Ministry of Planning, Central Statistical Bureau

Note: The above numbers does not include schools exclusively for Special needs education.

- Of the total number of students in 2019/20, around 61% were enrolled in public schools, while a balance of 39% were students enrolled in private schools.
- The number of Kuwaiti students enrolled in public schools reached 352,075 contributing around 52% of total students during 2019/20. Whereas there were around 10% of Kuwaiti students enrolled in private schools during the year.
- The private students market share in 2019/20 reached 39% of total students, as compared to 41% in 2015/16.
- Public teachers as percentage of total teachers in Kuwait increased to 81.2% in 2019/20, compared to 80.7% in 2019/18. Whereas private teachers declined to 18.8% in 2019/20, compared to 19.3% in 2019/18. The issue of availability of teachers at the Public schools is again getting traction, as the student-teacher ratio has increased to 5.8 in 2019/20 from 5.7 in the preceding year.

Kuwait – School Education Landscape... Cont'd.

1.3.3. Summary - Overall Schools in Kuwait (Excluding Special Needs)... Cont'd.

C. Private Schools in Kuwait – Arabic and Foreign School in Kuwait

| Description | Arabic Schools | | | | | Foreign Schools | | | | |
|-----------------------------|----------------|---------|---------|---------|---------|-----------------|---------|---------|---------|---------|
| | 2015/16 | 2016/17 | 2017/18 | 2018/19 | 2019/20 | 2015/16 | 2016/17 | 2017/18 | 2018/19 | 2019/20 |
| No. of Students | 102,270 | 102,574 | 100,421 | 90,270 | 96,137 | 155,978 | 160,855 | 164,259 | 165,736 | 169,302 |
| No. of Teachers | 5,962 | 5,842 | 5,427 | 5,827 | 5,456 | 9,857 | 9,942 | 10,795 | 11,034 | 11,128 |
| No. of Schools | 49 | 52 | 53 | 49 | 55 | 98 | 99 | 101 | 106 | 109 |
| No. of Classrooms | 1,190 | 1,181 | 1,250 | 1,075 | 1,248 | 2,474 | 2,490 | 2,524 | 2,670 | 2,643 |
| Student per Teacher ratio | 17.2 | 17.6 | 18.5 | 15.5 | 17.6 | 15.8 | 16.2 | 15.2 | 15.0 | 15.2 |
| Student per School ratio | 2,087 | 1,973 | 1,895 | 1,842 | 1,748 | 1,592 | 1,625 | 1,626 | 1,564 | 1,553 |
| Student per Classroom ratio | 85.9 | 86.9 | 80.3 | 84.0 | 77.0 | 63.0 | 64.6 | 65.1 | 62.1 | 64.1 |

B. Proportion of Private Schools in Kuwait

| Description | Arabic Schools | | | | | Foreign Schools | | | | |
|--|----------------|---------|---------|---------|---------|-----------------|---------|---------|---------|---------|
| | 2015/16 | 2016/17 | 2017/18 | 2018/19 | 2019/20 | 2015/16 | 2016/17 | 2017/18 | 2018/19 | 2019/20 |
| Students as a % of Private School Students | 39.6% | 38.9% | 37.9% | 35.3% | 36.2% | 60.4% | 61.1% | 62.1% | 64.7% | 63.8% |
| Teachers as a % of Private Teachers | 37.7% | 37.0% | 33.5% | 34.6% | 32.9% | 62.3% | 63.0% | 66.5% | 65.4% | 67.1% |
| Schools as a % of Private Schools | 33.3% | 34.4% | 34.4% | 31.6% | 33.5% | 66.7% | 65.6% | 65.6% | 68.4% | 66.5% |
| Classrooms as a % of Private School Classrooms | 32.5% | 32.2% | 33.1% | 28.7% | 32.1% | 67.5% | 67.8% | 66.9% | 71.3% | 67.9% |

Source: Ministry of Planning, Central Statistical Bureau

Note: The above numbers does not include schools exclusively for Special needs education.

- The number of students enrolled in private schools have been modestly increasing, at a CAGR of 0.7%, to reach 265,439 in 2019/20, compared to 258,248 in 2015/16.
- Private foreign schools largely cater to expatriates, accounting for 29% of total private students in 2019/20, while Kuwaiti nationals constitute only 10%. These schools are regulated by the Private Education Department of the Ministry of Education (MOE).
- Student-teacher ratio in private Arabic schools increased to 17.6 in 2019/20 from 15.5 in 2019/18, while student-teacher ratio in private foreign schools slightly increased to 15.2 in 2019/20 from 15.0 in 2019/18.
- The ratio of Kuwaiti teachers in private schools (1.8%) is comparatively lower than the Non-Kuwaiti teachers in private schools (98.2%) during 2019/20. The increasing salaries of teachers (especially foreign expatriate teachers) is a concern facing private schools in Kuwait.

2.0

Higher Education Industry Structure

1. Students in Higher Institutions
 - a. Kuwait University – Newly Admitted Students
 - b. Kuwait University – Registered Students
 - c. Private Universities and Colleges – Enrolled Students
 - d. Private Universities and Colleges – Newly Admitted Students
 - e. Private Universities and Colleges – Graduate Students
2. Students Studying Abroad
 - a. Number of Kuwaiti Students Studying Abroad
 - b. Proportion of Kuwaiti Students Studying Abroad by Academic Level
 - c. Number of Kuwaiti Students at the United States (USA)
 - d. Students on Scholarships Abroad

Kuwait – Higher Education Industry Structure

2. Higher Education Industry Structure

A snapshot of the existing operational higher educational institutions in the government and private are shown.

| Government Supported | | Private Institutions | | | |
|--|--|---|--|---|---|
| Operational | | Operational | | Non-Operational | |
| Institution Name | Courses Offered | Institution Name | Courses Offered | Institution Name | Courses Offered |
| Kuwait University (16 colleges offering 76 undergraduate, 71 graduate programs) | <ul style="list-style-type: none"> Architecture Arts Business Education Engineering & Petroleum Law Medicine Pharmacy Science Islamic Studies Social Science Public Health | Kuwait International Law College | Law | American University of Medical Sciences | Medicine, Health Science |
| | | American International University | General Education, Engineering, Business | British College in Kuwait | Business, Tourism, Sports & Leisure |
| | | American University of Middle East | Science, Engineering, Business, MBA | Community College of Kuwait | Business, Hospitality, IT |
| | | American University in Kuwait | Art & Science, Business, Engineering | University College of Management in Kuwait | Business |
| | | Gulf University for Science and Technology* | Art & Science, Business, MBA | | |
| | | Kuwait Technical College | IT, Business | International University for Science & Technology in Kuwait | Administrative Science, Engineering, Arts |
| | | Canadian Algonquin College in Kuwait | General Education, Engineering, Business | | |
| Public Authority for Applied Education and Training (PAAET) 2- year programs | <ul style="list-style-type: none"> Education Business Health Science Technological Studies Industrial Training Nursing Energy | Kuwait College of Science and Technology | Computer , Engineering | Canadian University in Kuwait | - |
| | | American College of the Middle East (Diploma) | Engineering, IT, Business | | |
| | | Australian College of Kuwait | Engineering, Aviation, Business | Technical University of Munich in Kuwait | - |
| | | Kuwait Maastricht Business School | MBA | | |
| | | Arab Open University ** | IT, Business, Education | | |
| | | Box Hill College for Girls | Art & Business, IT | | |
| | | College of Aviation Technology | Aviation | | |

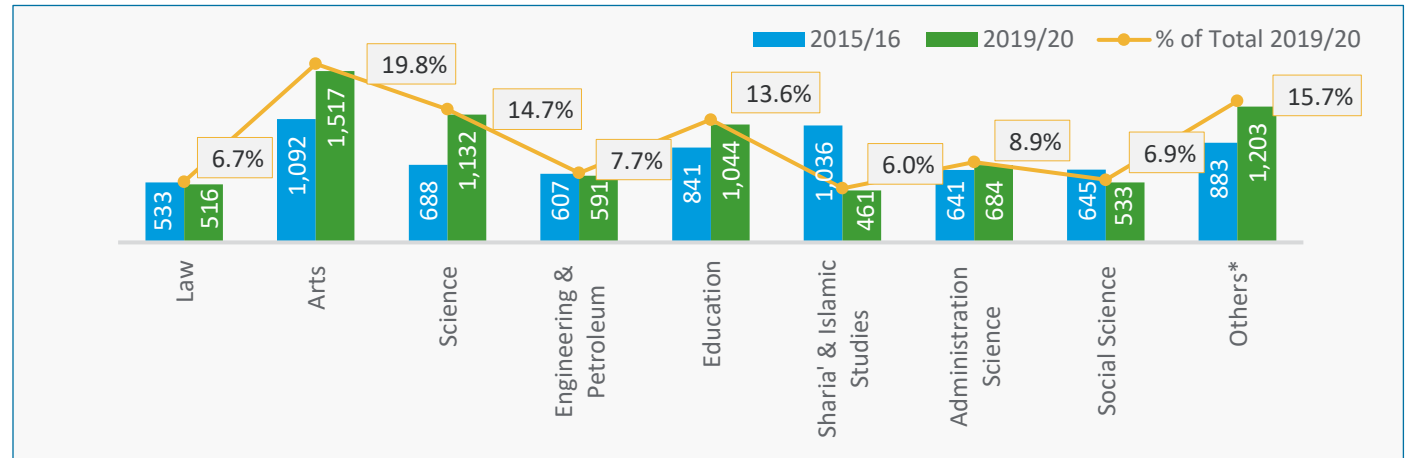
Source: Kuwait University website (<http://kuweb.ku.edu.kw/>), PUC website (<http://www.puc.edu.kw/>), 2020

Kuwait – Higher Education Industry Structure... Cont'd.

2.1 Students in Higher Institution

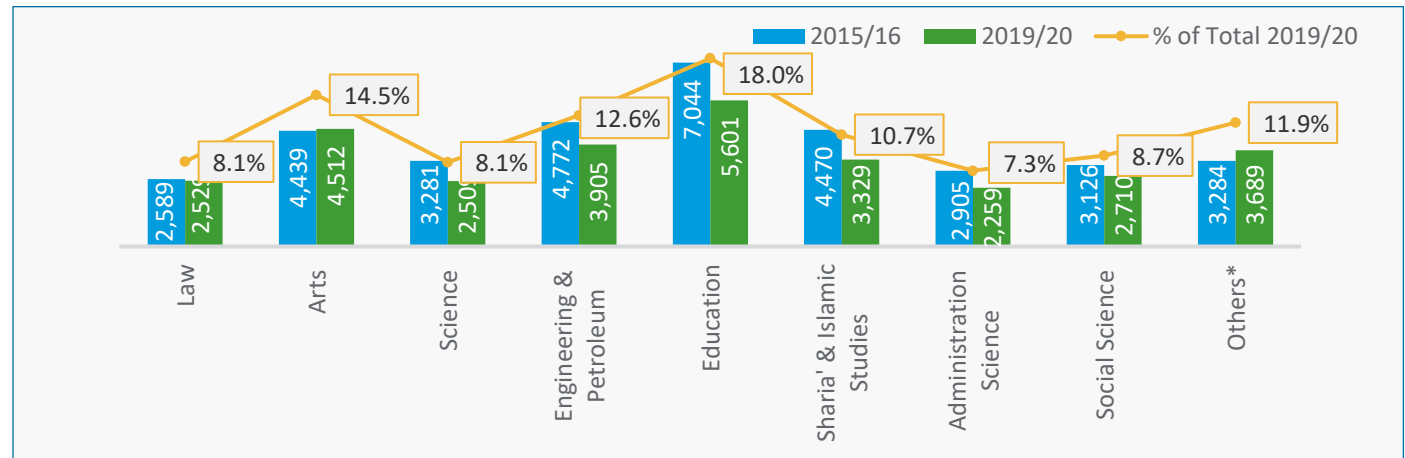
A. Kuwait University – Newly Admitted Students (1st and 2nd Semester)

- The newly admitted students (1st and 2nd semester) for 2019/20 in Kuwait University totaled around 7,681 shows an increasing trend in comparison to a total enrolment of 6,966 in 2015/16.
- Arts discipline shows the highest enrollments at 20%, followed by Science and Education at 15% and 14%, respectively during academic year 2019/20.



B. Kuwait University – Registered Students (1st Semester)

- As of 2019/20, a total of 31,043 registered students at Kuwait University during the 1st semester. Education major records the highest number of students comprising 18% of total students registered followed by Arts and Engineering & petroleum with 15% and 13% participation, respectively.



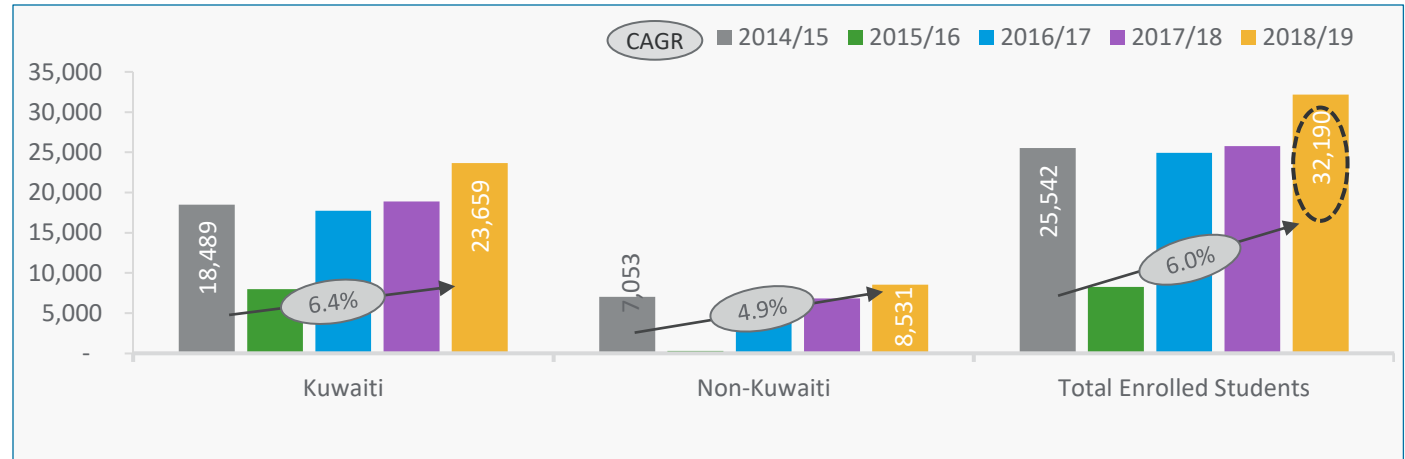
Source: Central Statistical Bureau (CSB)

Kuwait – Higher Education Industry Structure... Cont'd.

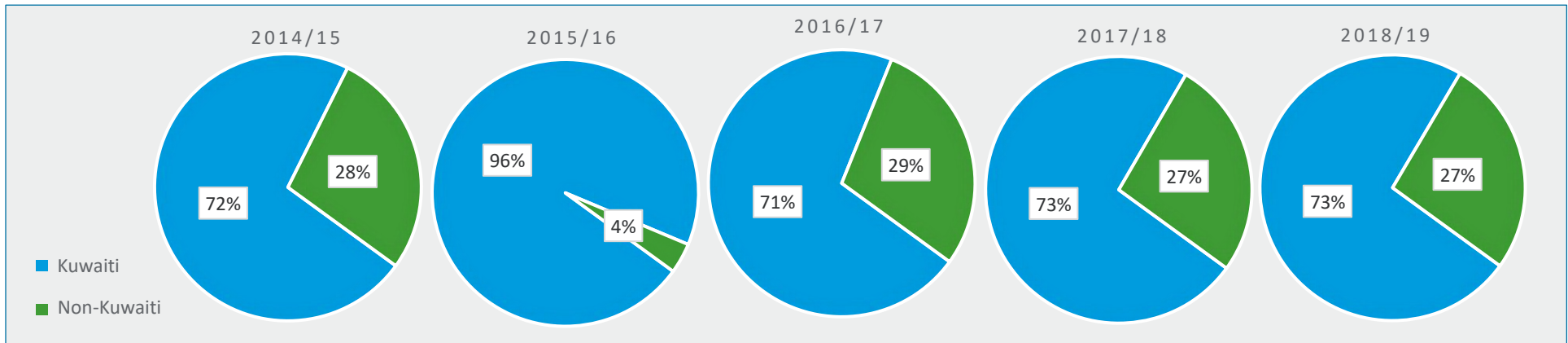
2.1 Students in Higher Institution... Cont'd.

C. Private Universities and Colleges – Total Enrolled Students (2014/15 to 2018/19)

- Total enrolled students in private universities and colleges totaled reached 32,190 in 2018/19.
- The number of Kuwaiti students enrolled in private universities and colleges have increased to 23,659 in 2018/19 from 18,489 in 2014/15, formed 73.5% of total enrolled students in 2018/19.
- The number of non-Kuwaiti students enrolled in private universities and colleges also increased to 8,531 in 2018/19 from 7,053 in 2014/15, which formed 26.5% of the total enrolled students in 2018/19.



D. Enrolled Students by Nationality as a Percentage to Total Enrolled Students in Private Universities



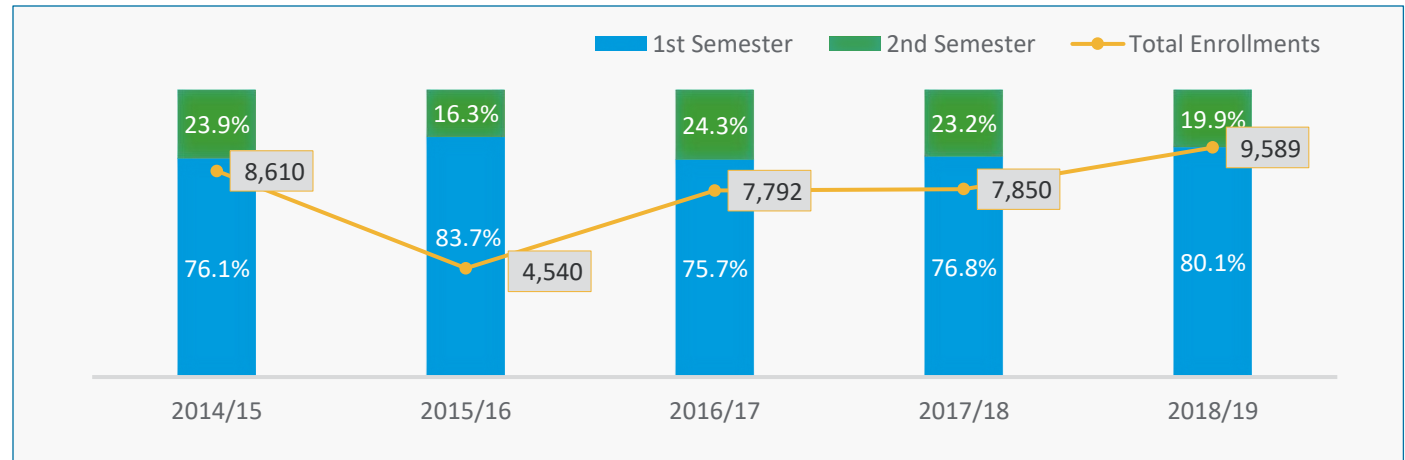
Source: Central Statistical Bureau, General Secretariat of the Council of Private Universities
 * CAGR – Compound Annual Growth Rate

Kuwait – Higher Education Industry Structure... Cont'd.

2.1 Students in Higher Institution... Cont'd.

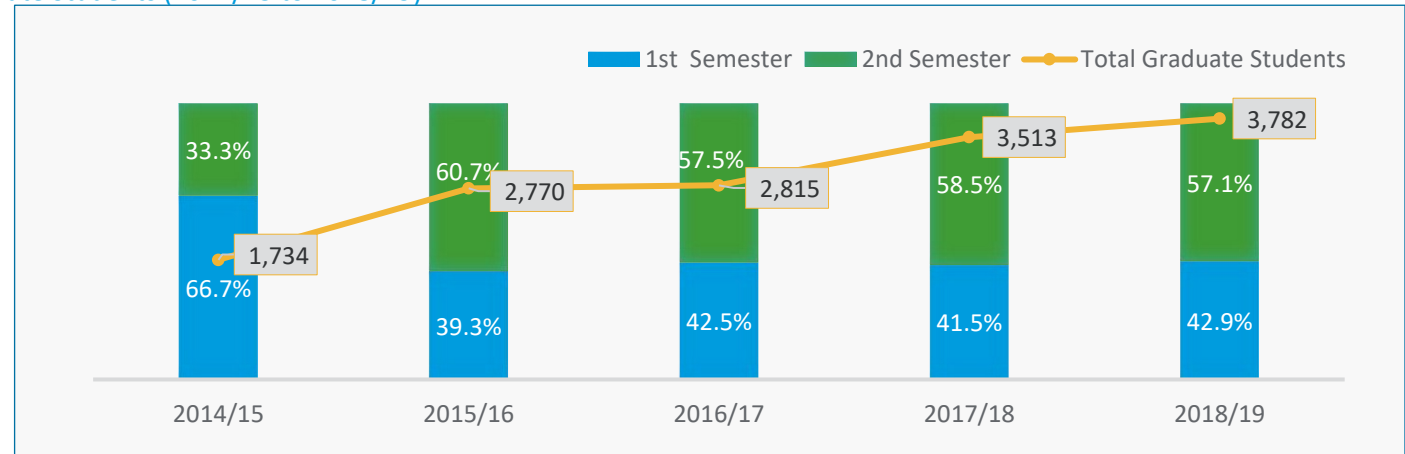
E. Private Universities and Colleges – Newly Admitted Students (2014/15 to 2018/19)

- The newly admitted students (1st and 2nd semester) in Private Universities and Colleges increased to 9,589 in 2018/19 from 8,610 in 2014/15.
- The number of students joining private universities have increased except a fall in 2015/16. This can be justified by the increasing cost of living along with the higher fees charged by private universities.



F. Private Universities and Colleges – Graduate Students (2014/15 to 2018/19)

- The total number of graduate students (1st and 2nd semester) reached 3,782 in 2018/19.
- Of the total graduates in 2018/19, the Kuwaiti graduates accounted the highest proportion of 97.2% and the remaining balance of 35.6% were non-Kuwaiti graduates.



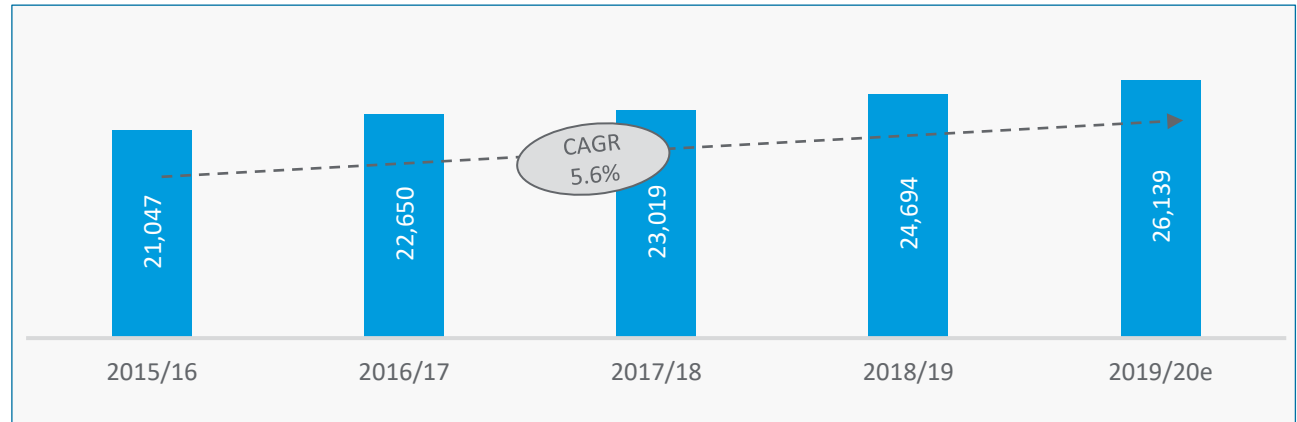
Source: Central Statistical Bureau (CSB), General Secretariat of the Council of Private Universities
 * CAGR – Compound Annual Growth Rate

Kuwait – Higher Education Industry Structure... Cont'd.

2.2 Students Studying Abroad

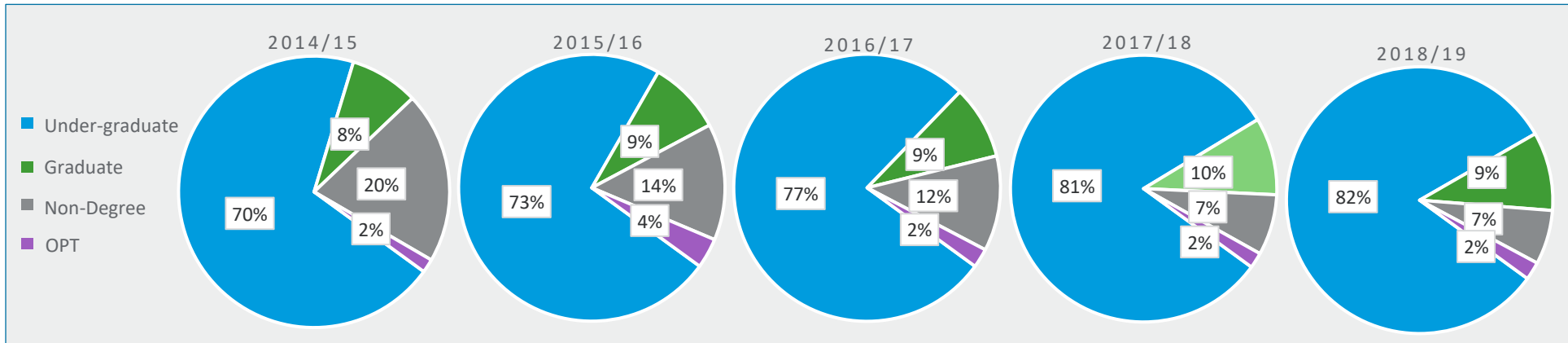
G. Number of Kuwaiti Students Studying Abroad

- Total enrolled students in private universities and colleges totaled reached 32,190 in 2018/19.
- The number of Kuwaiti students enrolled in private universities and colleges have increased to 23,659 in 2018/19 from 18,489 in 2014/15, formed 73.5% of total enrolled students in 2018/19.
- The number of non-Kuwaiti students enrolled in private universities and colleges also increased to 8,531 in 2018/19 from 7,053 in 2014/15, which formed 26.5% of the total enrolled students in 2018/19.



Source: UNESCO Institute of Statistics

H. Proportion of Kuwaiti Student Studying Abroad by Academic Level



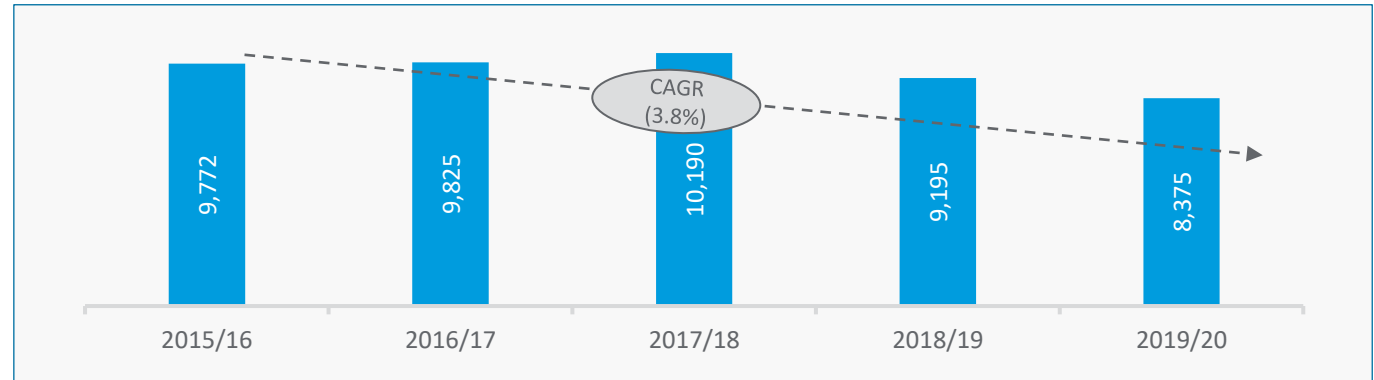
Source: Central Statistical Bureau, General Secretariat of the Council of Private Universities

Kuwait – Higher Education Industry Structure... Cont'd.

2.2 Students Studying Abroad... Cont'd.

I. Number of Kuwaiti Students at the United States (U.S.)

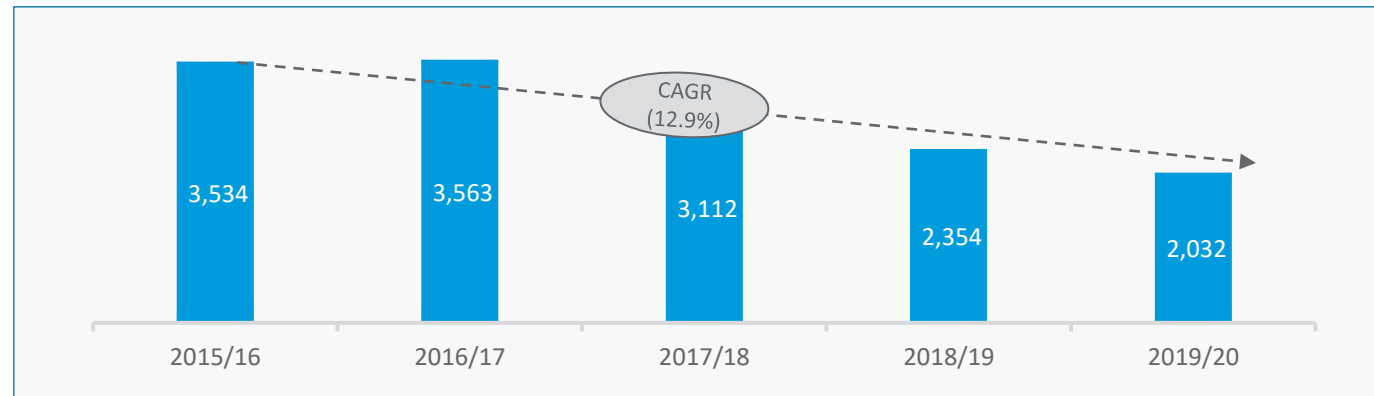
- The largest pool of Kuwaiti students are based in the United States of America. Also, given the Kuwaiti government's support in the increased funding for overseas studies scholarships, Kuwait entered the top 25 sending countries for in 2019/20 and currently ranks 19 of the top countries sending their students abroad for undergraduates, graduate and other practical training.
- During the academic year 2019/20, enrollments among Kuwaiti students in U.S. institutions of higher education dropped by around 8.9% to stands at 8,375 as compared to 9,195 in the preceding year.



Source: Institute of International Education

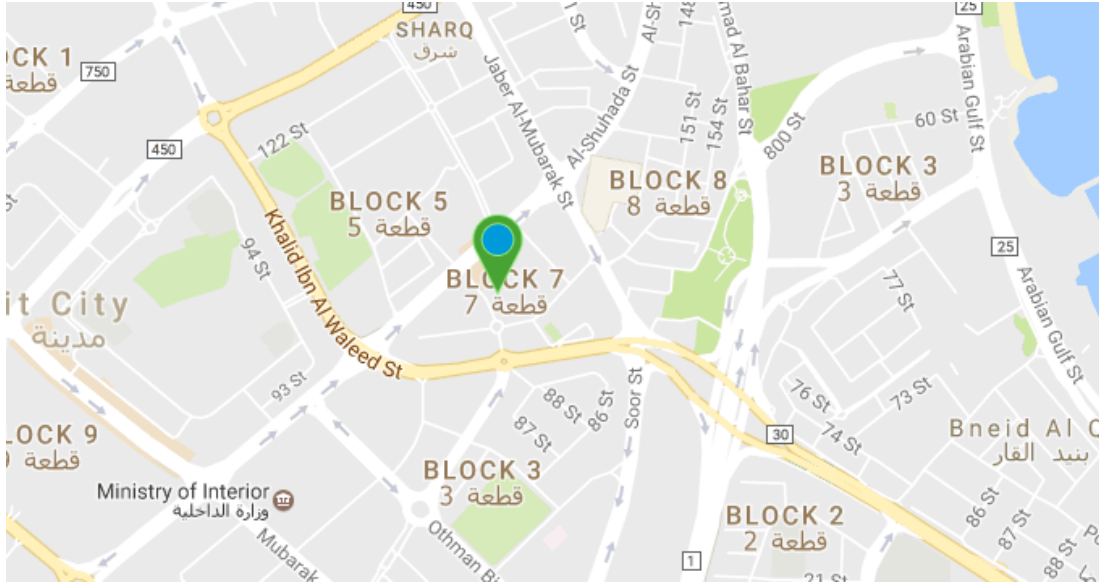
J. Students on Scholarships Abroad (Registered & Admitted & Ongoing) of Higher Education

- Total number of students on Scholarship abroad both registered and admitted decreased to stood at 2,032 in 2019.20 as compared from 3,543 in 2015/16.
- During 2019/20, most of the students on Scholarship abroad were in United Kingdom (762) and in USA (711), both constitutes 38% and 35% of the total during the year.



Source: Central Statistical Bureau, Ministry of Higher Education

Contact Details



RSM Kuwait

Arraya Tower 2 – Floor 41 & 42
Abdulaziz Hamad Alsaqar St. - Sharq
P. O. Box 2115, Safat – 13022
State of Kuwait

W: www.rsm.global/kuwait

T: (+965) 22961000

F: (+965) 22412761

E: connect@rsm.com.kw



RSMKUWAIT

RSM Albazie & Co. is a member of the RSM network and trades as RSM. RSM is the trading name used by the members of the RSM network.

Each member of the RSM network is an independent accounting and consulting firm, each of which practices in its own right. The RSM network is not itself a separate legal entity of any description in any jurisdiction.

The RSM network is administered by RSM International Limited, a company registered in England and Wales (company number 4040598) whose registered office is at 50 Cannon Street, London EC4N 6JJ.

The brand and trademark RSM and other intellectual property rights used by members of the network are owned by RSM International Association, an association governed by article 60 et seq of the Civil Code of Switzerland whose seat is in Zug.

© RSM International Association 2021