

# CHARITIES SERVICES

Ngā Rātonga Kaupapa Atawhai



## Our work in 2014 - 2015



**1,445**  
Applications received

**84%** of applications assessed within



**80%**  
Overall customer satisfaction

**✓ 1,280**  
Charities registered

**165** ✗  
Applications declined

**126**  
Workshops  
about the new reporting standards

**20** locations

**8,612** attendees



✗ **1,707**  
Deregistered

**1,146** did not file Annual Returns

**555** voluntarily deregistered

**2** no longer met requirements

**4** for serious wrongdoing



**28**  
had minor issues we worked through

**152**  
Investigations completed

**7**  
voluntarily deregistered as a result of investigation

**4**  
deregistered for serious wrongdoing



**10**  
warnings for serious wrongdoing

**Annual Returns**  
are filed:

**85%** online



**15%** by post



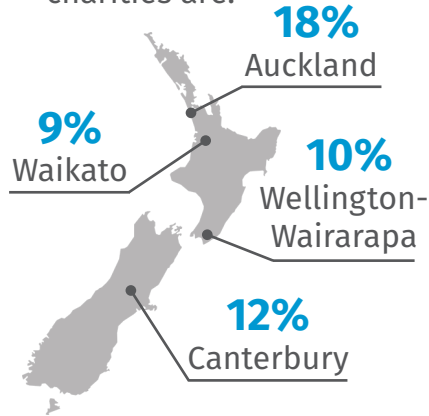
**761**  
rule changes reviewed

**275**  
name changes accepted

**320**  
balance dates changed

# Snapshot of the charities register

The regions with the most registered charities are:



Biggest sectors:



**456,000** people volunteer every week  
**85,000** full-time staff  
**92,000** part-time staff



A combined annual income of **\$16.4 billion** and total assets of **\$54.6 billion**

**32%** of charities spend less than **\$10k** each year

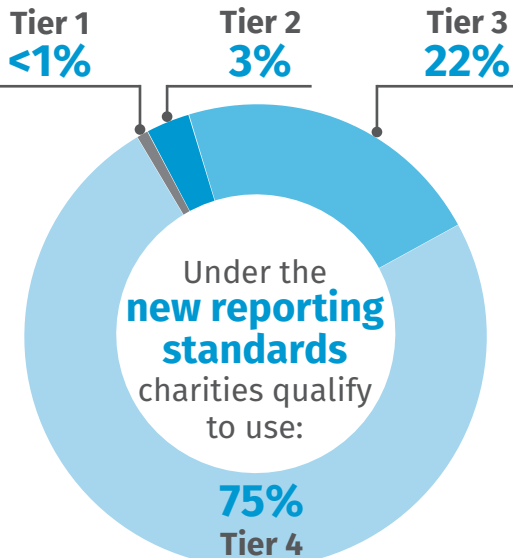


**2,000** registered charities have international activities



**5,900** receive grants or contracts from government

Over \$30 million annual expenses    Under \$30 million annual expenses    Under \$2 million annual expenses

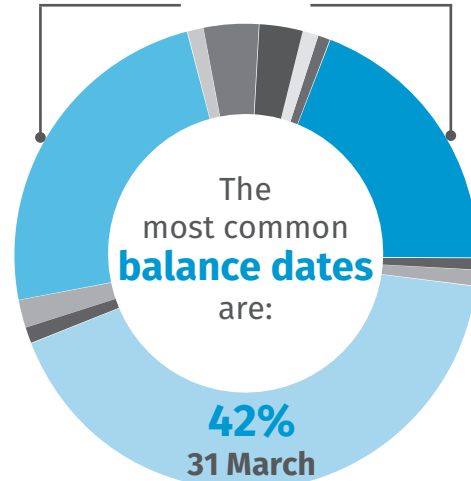


Under the **new reporting standards** charities qualify to use:

**75%** Tier 4

Under \$125,000 annual operating payments

30 June **24%**    31 December **19%**



The most common **balance dates** are:

**42%** 31 March