


NOTABLE FIGURES ON THE GLOBAL ECONOMY IN 2021


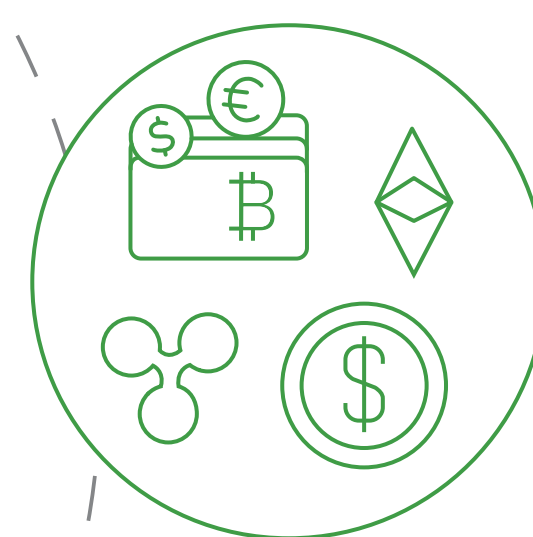
The year 2021 was over in the context of the world adapting and living with the COVID-19 pandemic. The global economy also experienced a tumultuous year with the following notable figures.

Global M&A* increased **63%** to **5,630 billion** USD, far more than the record 4,420 billion USD in 2007

1,058 startups with over 1 billion USD, up 80% compared to the previous year



≈ 30 billion USD of venture capital poured into digital currency, more than previous years combined



105 billion USD of global insured losses from natural catastrophes, the fourth highest since 1970



Gas prices increased **3 times** since the beginning of the year

Oil price "galloped" **>40%**

Coal prices escalated **≈ 60%**

*M&A: Mergers and Acquisitions